



The Sustainable Community

Strategy for Halton

2011 - 2016

Year-end Progress Report
1st April 2012 – 31st March 2013

**Document Contact
(Halton Borough
Council)**







Tim Gibbs
Divisional Manager, Policy & Development Services
Municipal Buildings, Kingsway
Widnes, Cheshire WA8 7QF

Tim.Gibbs@halton.gov.uk



























This report provides a summary of progress in relation to the achievement of targets within Halton's Sustainable Community Strategy 2011 - 2016.

It provides both a snapshot of performance for the period 1st April 2012 to 31st March 2013 and a projection of expected levels of performance to the year-end.

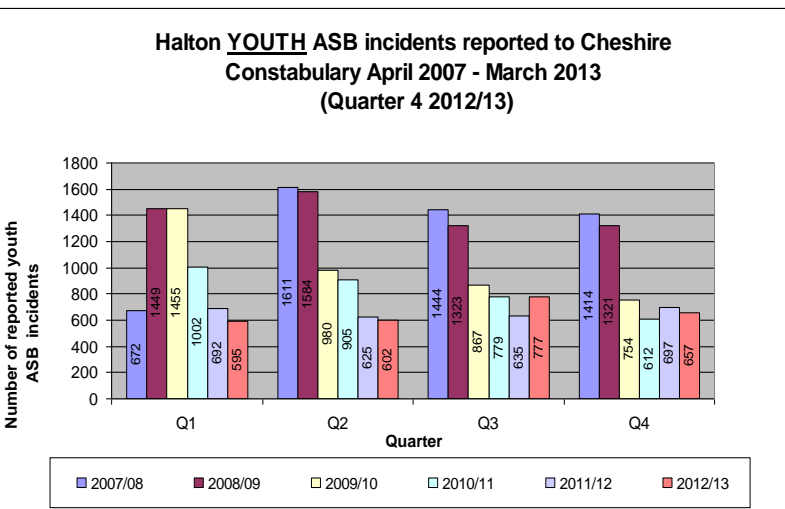
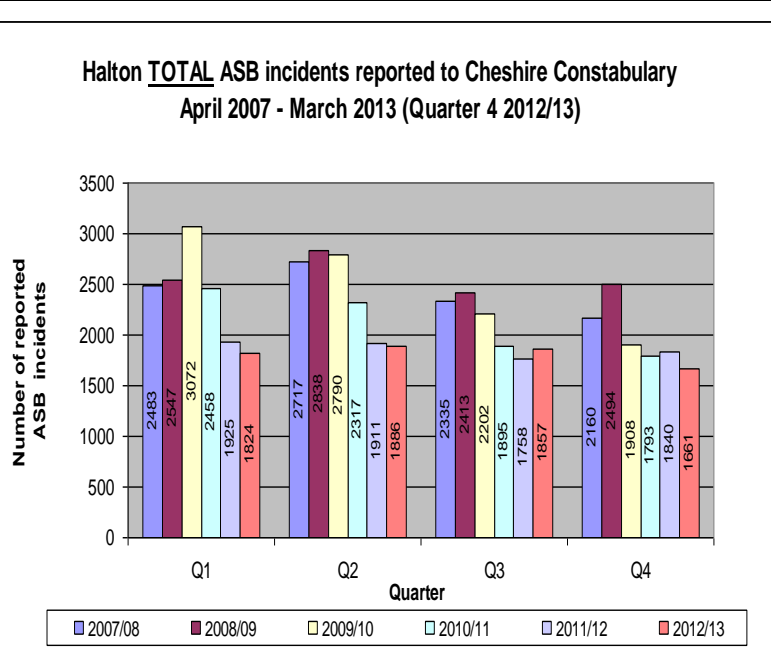
The following symbols have been used to illustrate current performance as against the 2012 – 13 targets and as against performance for the same period last year.

	Target is likely to be achieved or exceeded.		Current performance is better than this time last year
	The achievement of the target is uncertain at this stage		Current performance is the same as this time last year
	Target is highly unlikely to be / will not be achieved.		Current performance is worse than this time last year

Safer Halton

Page	Ref	Descriptor	2012 / 13 Target	Direction of travel
4	SH 1	Reduce Actual Number of ASB incidents recorded by Cheshire Police broken down into youth and adult incidents.		
6	SH 2	Reduce the number of Deliberate Fire incidents (NI33)		
8	SH 3	Reduced perception by Residents of antisocial behaviour (NI 17)	N/A Survey in 2013/14	 2011/12 Survey
10	SH 4	Safeguarding Children: Reduce the Number of Young People who repeatedly run away in Halton (New Measure)		
11	SH 5	Vulnerable Adults – Safeguarding: Increase the percentage of VAA Assessments completed within 28 days.		
12	SH 6	Reduce repeat incidents of domestic abuse within the MARAC Cohort (NI32)	N/A	
14	SH 7	a) Increase the percentage of successful completions (Drugs) as a proportion of all in treatment (over 18)		
15		b) Increase the percentage of successful completions (Alcohol) as a proportion of all in treatment (over 18)	New Measure	N/A
16	SH 8	a) Reduce the number of individuals re-presenting within 6 months of discharge (Drugs) [New Measure]		
17		b) Reduce the number of individuals re-presenting within 6 months of discharge (Alcohol) [New Measure]	New Measure	N/A
18	SH 9	Reduce the rate of young people (0-18) admitted to hospital due to substance misuse (will include alcohol)		N/A
19	SH 10	Reduce Alcohol related hospital admissions (NI 39)		
21	SH 11	Reduce the re-offending rates of repeat offenders (RO's in the Navigate IOM scheme) (Formerly NI 30)		N/A
22	SH 12	Reduce the number of first time entrants to the Youth Justice System (formerly NI111).		
24	SH 13	Use of Custody (New Measure)		
25	SH 14	Reduce the proportion of individuals within the Navigate cohort who's offending is substance misuse related. (Placeholder New Measure)	New Measure	N/A
26	SH 15	Reduce the re-offending rate of young offenders (Formerly NI 19)	New Measure	N/A
27	SH 16	Reduce serious acquisitive crime (Formally NI16)		
28	SH 17	Reduce Assault with Injury crime rate (Formerly NI 20) New Revised Measure		

SCS / SH1 Reduce Actual Number of AASB incidents recorded by Cheshire Police broken down into youth and adult incidents



11/12 Actual	12/13 Target	12/13 Qtr 2	12/13 Qtr 4	Current Progress	Direction of Travel
7434	8065	3710	7228		

Data Commentary:

Actual number of antisocial behaviour (ASB) incidents reported to the Cheshire Police, cumulatively in the year.

Performance Commentary:

Numbers have decreased this quarter by 9.73% across Halton (179 less recorded ASB incidents when compared to the same period last year). Runcorn have demonstrated an impressive 20% reduction (185 less incidents over three months) Widnes, however has increased by nearly 1% with an additional 6 incidents when compared with the same period last year. Reductions have been recorded this quarter due to the lowest number of incidents recorded during March 2013 for many years (March saw a 27% decrease, 205 less incidents in one month).

2012/13 is the fourth consecutive year where total ASB has reduced.

Summary of Key activities taken or planned to improve performance:

The Performance Management Officer undertakes a Weekly ASB profile of incidents reported to Cheshire Constabulary. This information has been used by the Partnership during March 2013 to actively target hotspot locations and provide up to date management information in which to plan and prioritise resourcing. Commissioned services within Children and Enterprise also access this data and provide the services accordingly to meet the demand in those areas of greatest volume and impact upon the community.

ASB victim & witness support

Service Demand

47 individuals are currently receiving support, 33 clients were closed in the current period.

- 10 new referrals received during Q4
- 381 cases closed since the service commenced
- 8 service users received intensive support
- Closed longstanding case where victims were 'stalked' including being followed to place of work/dangerous driving (see case study)
- Still working closely with the Youth Offending Team to ensure the views and opinions of victims and witnesses of Anti-Social Behaviour are canvassed victims and where appropriate they are given the opportunity to participate in Referral Panels (attending panel meetings), Restorative Conferences and other community/restorative disposals
- Bid to secure continuation funding re-submitted to the 'Lottery'. Pleased to report they have invited us to complete a full bid by 13th May 2013

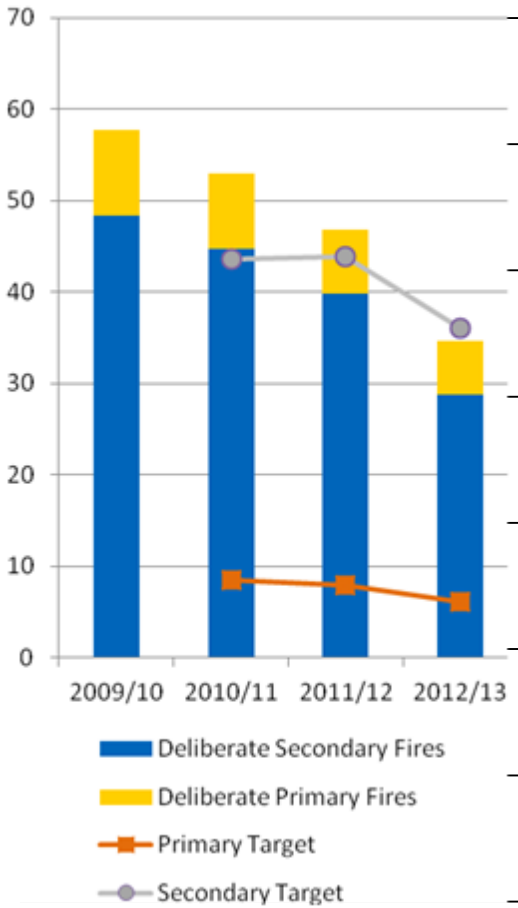
ASB Enforcement

- Partnership Tasking vehicle has now been reintroduced and will target known hotspots – letter of thanks from residents of Rowan Close.
- 14 premises across Halton visited during last deployment of the Tasking vehicle
- PCSOs now cross tasked by whole team and record activity updates – this new system will be monitored to see how effective this is
- Supported Housing Trusts with 2 x sec 21 eviction notices
- 7 ABCs issued in last 2 months
- Off line meeting with Housing Provider to chase up outstanding environmental works agreed at partnership T&C – these are now happening!
- Partnership staff supported Operation cheerleader targeting ASB across Widnes in February.

Information Sharing

67 Information Sharing Forms completed. Partners requesting information include Housing Solutions, RSL's, Liverpool Housing. All requests are used on house files to enable risk assessments, suitability for housing and information to support housing enforcement i.e. demotion, seeking possession, injunctions etc.

SCS / SH2 Reduce the number of Deliberate Fire incidents (NI33)



	2011/12 Actual	2012/13 Target	2012/13 Qtr 2	2012/13 Qtr 4	Current Progress	Direction of Travel
Primary	6.96	6.05	2.86	5.89	✓	↑
Secondary	39.81	36.04	13.51	28.72	✓	↑
Total	46.77	42.09	16.37	34.61	✓	↑

Data Commentary:

Data relates to all fire incidents deemed to have been caused by deliberate ignition, between 1 April 2012 and 31 March 2013. It is the number of deliberate :
 (i) primary and
 (ii) secondary fires per 10,000 population.

This is an APACS indicator: SPI 7.1 deliberate fires.

- Deliberate fire is any fire where the cause of fire is suspected non-accidental.
- Primary fire is any fire involving casualties OR any fire involving property (including non-derelict vehicles) OR any fire where at least 5 fire appliances attend.
- Secondary fires are reportable fires that were not involving property; were not chimney fires in buildings; did not involve casualties; were attended by four or fewer appliances. An appliance is counted if either the appliance, equipment from it or personnel riding in it, were used to fight the fire. Derelict building or derelict vehicle fires are secondary fires.

Performance Commentary:

Direction of Travel for deliberate fires in Halton is positive, with year-end figures showing performance positively below target by 18%. This equates to a 26% reduction compared to 2011/12 outturn. This trend continues across the whole of Cheshire and can, in part, be contributed to poor weather conditions recently. Local initiatives do, however, help to reduce these incidents.

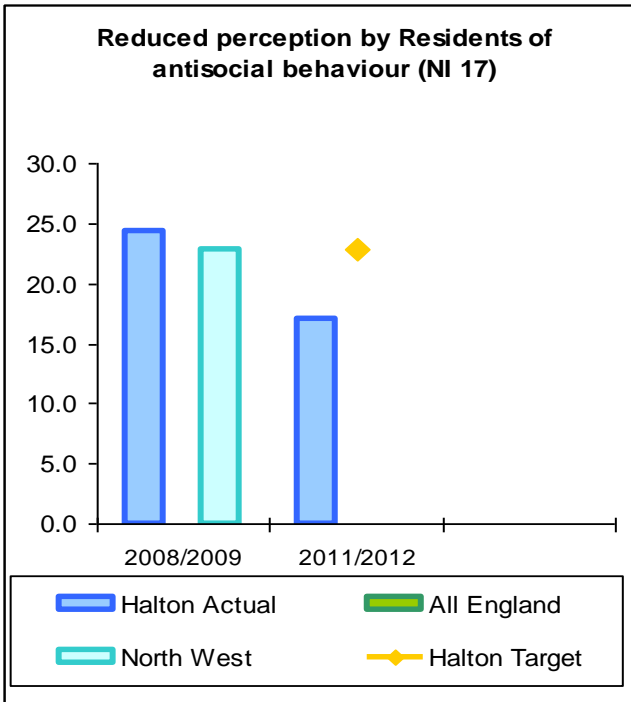
Summary of Key activities taken or planned to improve performance:


Highlights over the past year include:

- The multi-agency Halloween and Bonfire initiative helped reduce deliberate fire setting by 8% during the bonfire period when compared with previous year.
- Youth engagement activities including: RESPECT, Phoenix Project, Cadet units, Princes Trust and Fire Station Community Garden at Runcorn.

- Established Police Notification Reporting (PNR) process so deliberate fire information and intelligence gathered by fire crews is user friendly and accessible between partners. This working relationship has supported numerous convictions for arson during last 6 months.
- Fire stations in Halton produce a monthly arson report to identify trends and peaks in arson activity which is shared with partners from the Borough Community Safety Team and the Halton Tasking and Coordination Group.
- Fire stations have dedicated 'arson routes' which are reviewed monthly to encompass the areas of greatest anti-social fire activity. Crews patrol the areas in their fire appliances to act as a deterrent and provide reassurances to the community. They actively knock on doors and remind residents to stow away bins and likewise, businesses to arrange for skips to be removed once full.
- Advertising/ Marketing on fire appliances ref crime and arson prevention.
- Fitting of Domestic Fire Retardant Letter box covers to the vulnerable.
- Fire Safety Enforcement activity in areas of high risk for arson.
- Joint SMART Water/crime prevention/home fire safety initiatives with Police and Partners.
- The concept and development of Phoenix Cadets – this is an addition to the current Phoenix Project in Halton to extend the Fire Cadets out to primary age children in schools within the community.

SCS / SH3 Reduced perception by Residents of antisocial behaviour (NI 17)



2011/12 Actual	2012/13 Target	2012/13 Qtr 2	2012/13 Qtr 4	Current Progress	Direction of Travel
17%	Survey is every 2 years			N/A	 2011/12 Survey

Data Commentary:

Local Measures focusing on perceptions of antisocial behaviour, which combines responses to seven questions about antisocial behaviour.

Local authorities are a key partner agency with the police in tackling ASB and have responsibilities to prevent ASB. They are an applicant agency for anti-social behaviour orders (ASBOs); they lead on housing-related ASB, tackling litter/graffiti, and are responsible for licensing of premises and in securing and designing environments to reduce likelihood of alcohol-fuelled disorder and ASB.

Performance Commentary:

From the 2011 resident’s survey a figure for NI17 is 17%, showing improvement, a reduced perception by residents of Antisocial behaviour. However this comes with a number of caveats.

- It cannot be directly compared to the 2008 place survey, carried out by MORI (24.8% Halton, NW Average 22.9%), due to changes in methodology between the two surveys. Therefore should now act as a benchmark figure for future resident surveys.

There is no North West comparison figure available and is unlikely to be in the future. This is because there is no statutory requirement for Local Authorities to collect NI17 information.

Summary of Key activities taken or planned to improve performance:

In the absence of a nationally prescribed survey (previously the Place Survey), a residents survey undertaken in October 2011 to capture community perceptions and satisfaction levels.

This includes the following questions:

- 1) How much of a problem respondents feel ‘Teenagers hanging around the streets’ ‘Vandalism, graffiti and other deliberate damage to property and vehicles’ ‘People using or dealing drugs’ ‘abandoned or burnt out cars’ and ‘people being drunk or rowdy in public spaces’ to be a very big or fairly big problem within their local area
- 2) Respondents experience of the above in the last 12 months
- 3) How safe respondents feel ‘inside your home’ ‘in your local area during the day’ and in your local area after dark’

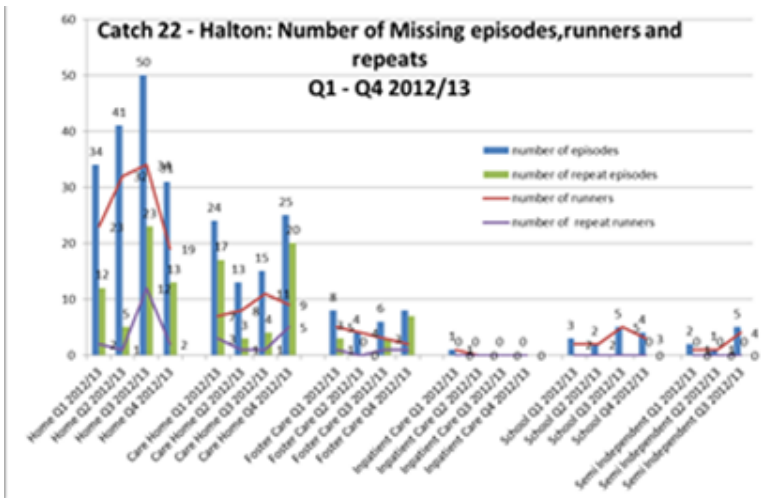
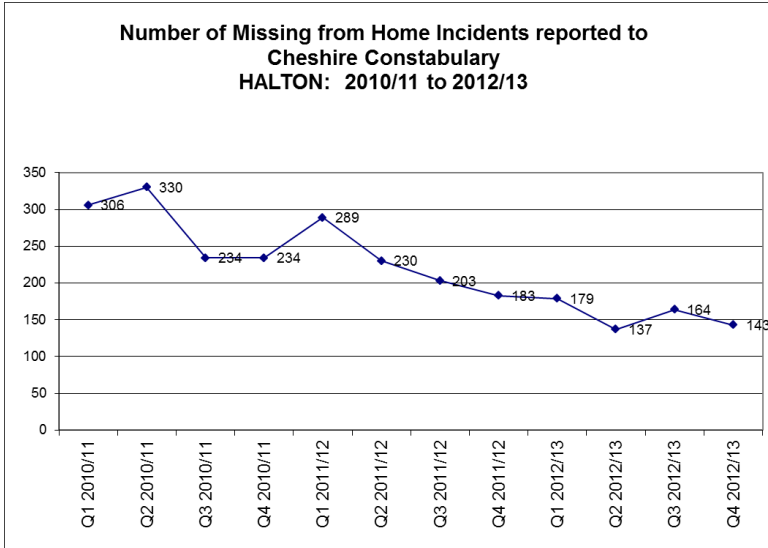
4) Confidence in the police in respondent's local area.

During February 2012, the Research & Intelligence team reported on the results of the residents' survey. About 1,800 residents returned filled in forms, sufficiently covering all wards and Area Forums to give a representative sample of the borough. The response rate was better than the previous survey carried out by MORI.

The full results of the survey are available from www.halton.gov.uk/research.

It is intended to undertake future surveys every two years. In addition to the resident's survey measures, the previous NI 17 (Reduced perception of antisocial behaviour) measure will also be reported to inform perceptions of anti-social behaviour. It will then be determined as to whether future targets will be set based on NI 17 or a selection of indicators as established and a baseline captured in 2011.

SCS / SH4 Safeguarding Children: Reduce the Number of Young People who repeatedly run away in Halton (New Measure) – repeatedly: 3 or more episodes over a 90 day period



2011/12 Actual	2012/13 Target	2012/13 Qtr 4	End of year	Current Progress	Direction of Travel
Cheshire Constabulary reported incidents	TBC	143	623	✓	↑
Previous commissioned service no comparable data	TBC	11 repeat runners 54 episodes	N/a	✓	↔

Data Commentary:

Cheshire Constabulary data should be viewed as an indicator only as both adult and young persons recorded episodes are included. Unfortunately data restrictions do not allow for this to be split. Therefore numbers are to be considered alongside commissioned services data which is young person specific. The data obtained from Children and Enterprise commissioned service for 2012/13 will be used to baseline and set targets to 2013/14.

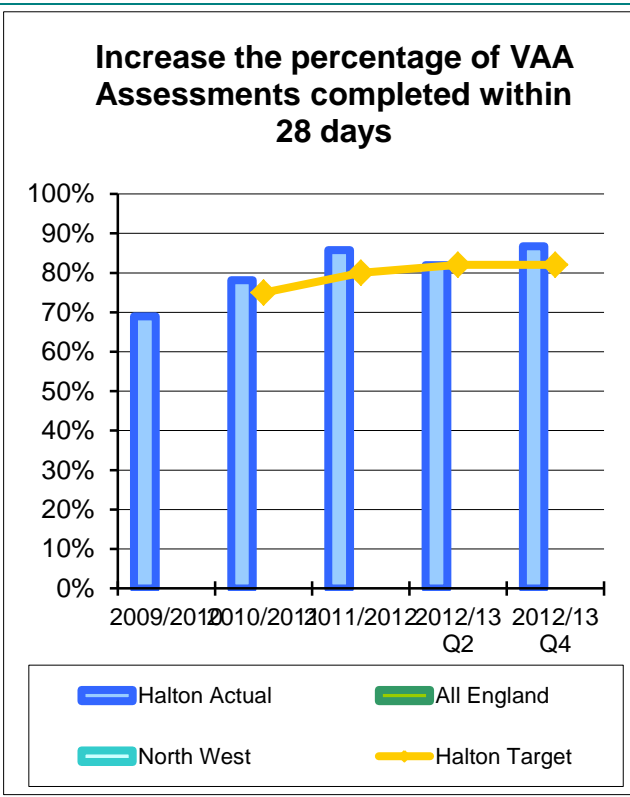
Performance Commentary:

Cheshire Constabulary has seen a reduction of 21.9% during quarter 4 when compared to the same quarter during 2011/12, with 40 less Police incidents. Annually for 2012/13 the number of incidents was 623 compared to 905 for 2011/12 which is an overall reduction of 31%. The Commissioned Service data for Q4 shows a slight increase in numbers; we have 54 repeat episodes from 11 repeat runners, however in this count there are 17 repeat episode's from 4 repeat CICOLA's. The introduction of a Pan Cheshire Service means there is no comparable data to be used from previous last year. The number of repeat runners has throughout the year reduced overall and is enabling more targeted work to be undertaken with both Halton young people and those young people from other local authorities.

Summary of Key activities taken or planned to improve performance:

The service is working with all partners to reduce impact for future .A helpline across Cheshire has been launched for young people and parents to access as well as key communication messages to young people using different methods. There have been consultation events with young people across Cheshire focusing on different themes from communication, service redesign, and engagement tools with young people. Performance mapping is taking place to enable targeted prevention work particularly in schools. There have been joint awareness and training sessions with partners including residential providers around the missing from home and care protocol and risks associated with running.

SCS / SH5 Vulnerable Adults – Safeguarding: Increase the percentage of VAA Assessments completed within 28 days.



2011/12 Actual	2012/13 Target	2012/13 Qtr 2	2012/13 Qtr 4	Current Progress	Direction of Travel
90.80%	82%	81.94%	86.73%		

Data Commentary:

The higher the number of VAA’s completed within 28 days ensures that investigations are conducted in a timely manner and the resulting outcome delivered quickly for the alleged victim. This potentially reduces the impact that abuse can have on those involved.

Performance Commentary:

We have exceeded this target. The discrepancy from last year’s figure is due to changes to the Safeguarding threshold.

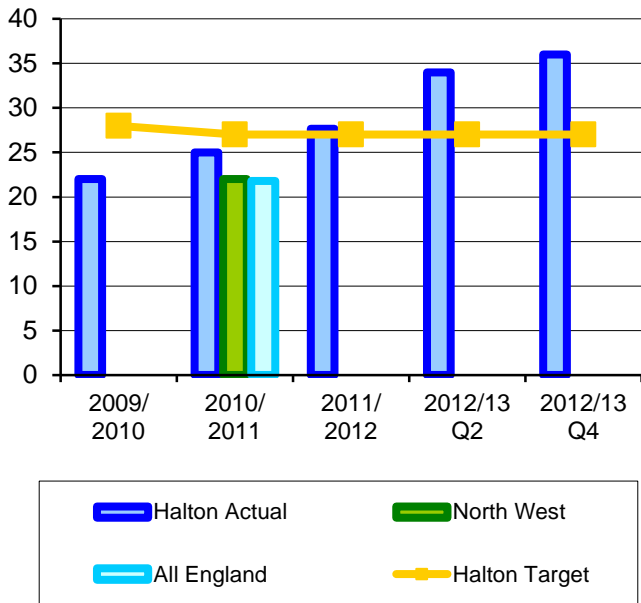
Summary of Key activities taken or planned to improve performance:

The reconfiguration of adult social care and the establishment of an integrated safeguarding unit has further enhanced the capabilities of the care management teams to investigate referrals and ensure positive outcomes for alleged victims. This has been further supported by the use of IT systems and risk management processes.

Since its establishment, the Integrated Safeguarding Unit (ISU) have developed an operational Thresholds Guidance document. This guidance is directed at providers/practitioners and aims to ensure all adult protection issues and concerns are reported and investigated at the appropriate level and to broker consistency of approach across agencies. New documentation for investigating cases has been created and is currently being benchmarked against recent cases to ensure it is fit for purpose prior to being approved. Implementing this guidance will help to strengthen procedures, promote consistency of approach across all agencies as well as ensuring the ISU are fully informed of all safeguarding investigations to enable thorough monitoring to take place.

SCS / SH6 Reduce repeat incidents of domestic abuse within the MARAC Cohort (NI32)

Repeat incidents of domestic abuse within the MARAC cohort (Formerly NI 32)



2011/12 Actual	2012/13 Target	2012/13 Qtr 2	2012/13 Qtr 4	Current Progress	Direction of Travel
27.6%	27%	34%	36%	See comment below	

Data Commentary:

For the purposes of this indicator, a repeat case occurs when a case that is reviewed at a MARAC has also been seen or reviewed at the same MARAC or a different MARAC within the same Local Area Agreement within the preceding 12 months (from the review). Each repeat case will also be counted each time it is reviewed in a given 12 month period (i.e. If a case first comes to MARAC in January and then is reviewed in February and July this will count as two repeats). If a case was reviewed at a different MARAC outside of the Local Area Agreement within the preceding 12 months, this will not be counted as a repeat.

Performance Commentary:

The national body Coordinated Action Against Domestic Abuse suggest that for a mature MARAC such as Halton's the level of repeat incidents is likely to fall with a range of range of 28% to 40%, This is reflective of Halton's year-end position and would indicate that victims feel confident to call for supporting services when necessary. As a consequence of the local position and national context future targets for this measure may need to be reconsidered in order that they remain realistic.

Research has shown that it takes the average victim of domestic abuse more than 35 incidents of domestic abuse incidents against them before they call the Police – consequently and particularly if a victim chooses to stay in the relationship and the case has appeared at MARAC once and not again, it is very likely domestic abuse is continuing in the household but they are choosing not to seek support, a worse scenario especially if there are children or vulnerable adults in the household. There is an argument to suggest that repeat cases at MARAC could be indicative that victims have a growing confidence in local statutory agencies and their ability to assist not only them but their children.

Halton MARAC has a current rolling NI 32 performance level of 36% compared with 28% in Quarter 4 last year. 55 cases were discussed in Quarter 4 compared to the same period last year (78) with 20 repeats seen this quarter compared to 19 in Q4 last year. The number of children involved - 64 this quarter is 45% lower than the 116 recorded in Q4 last year.

Summary of Key activities taken or planned to improve performance:

Jane Lunt from Halton & St Helens Primary Care Trust Strategic Lead- Children NHS Merseyside has handed over the Chair position to Tracey Coffey Operational Director Children and Families.

Halton Domestic Abuse Forum (HDAF) Strategic Group was established to provide overall direction, control management and guidance for the response to Domestic Abuse and Sexual Violence within Halton. The group acts as a multi-agency partnership board of lead officers and key representatives, which take strategic decisions aimed at tackling domestic abuse and sexual violence in their widest forms and provide support to all victims within our area. The Forum is responsible for determining and implementing policy, coordinating activity between agencies, and facilitating training. It evaluates the responses we have locally for victims, children living in households where domestic violence is a feature and considers provision for perpetrators. The Forum promotes inter-agency cooperation, encourages the development of effective working relationships between different services and agencies, based on mutual understanding and trust. The forum focuses on developing and sustaining a high level of commitment for the protection of adult victims' children and young people affected by domestic abuse.

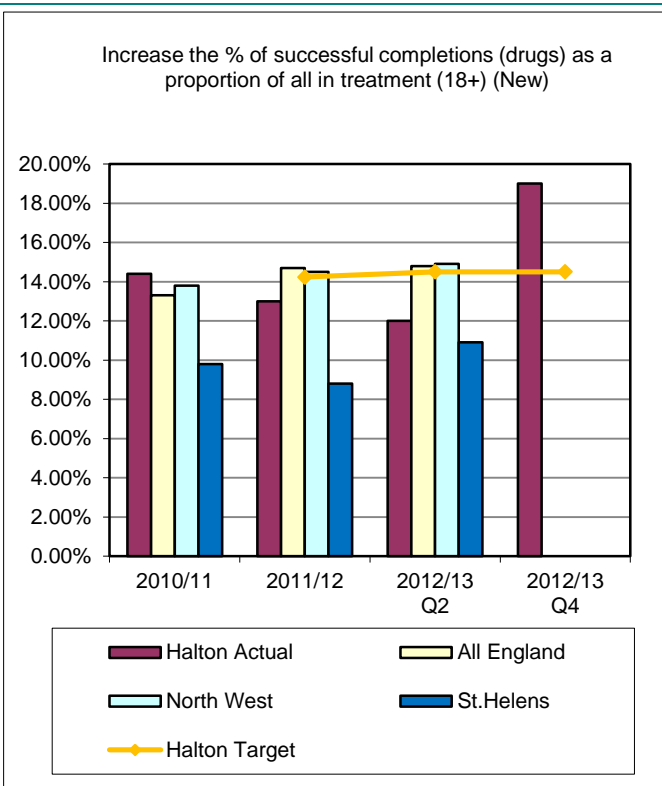
The Home Office definition of domestic abuse has been amended from March 2013 with two important changes: firstly, the inclusion of and the recognition of 16 and 17-year-olds as victims of domestic abuse and; secondly, spelling out controlling and coercive behaviour in the definition strengthens the message that all domestic violence is abuse but not all domestic abuse is violence. Many victims are constantly being controlled by their partners but may not realise the implications on their safety and safety of their children.

Women experience an average of 35 incidents of domestic abuse before reporting an incident to the police. It's one of the most under reported, under discussed and under researched social problems in the UK. Keir Starmer, the Director of Public Prosecutions, said the UK is at "risk of developing a new culture of domestic violence". While the numbers of domestic violence incidents has fallen over the past decade, the trend has been bucked by an increase in domestic violence among young people. Young women aged between 16 and 19 are at the highest risk of sexual assault (17.9%), stalking (8.5%) and domestic abuse (12.7%). The impact of the new Home Office definition to include 16 and 17 year olds may have future resource implications.

It is far too simplistic to assume that by removing the perpetrator from the family setting, the issues of domestic abuse will disappear. In many cases victims are not supportive of the perpetrator being removed from the family setting and will continue to have a relationship with the perpetrator for numerous and various reasons including financial dependence, emotional dependence, cultural norms and religious beliefs. In many cases, victims will feel that they cannot cope without the perpetrator. Subsequently, Halton have recognised the importance of offering locally delivered perpetrator interventions that will address their behavior and seek to prevent further domestic abuse.

In response, a locally delivered perpetrator programme is currently under development. Initial discussions with CCG and a locally commissioned provider with have been well received; funding is in place to deliver one 26 week programme for 8 male perpetrators. The programme will be initially delivered as a pilot however, if successful the CCG have agreed to assist in determining a sustainable pathway. This service will only be available to adult male perpetrators as some of the content will be delivered in a group setting.

SCS SH7^{1a} / Increase the % of successful completions (Drugs) as a proportion of all in treatment (18+) New Measure



2011/12 Actual	2012/13 Target	2012/13 Qtr 2	2012/13 Qtr 4	Current Progress	Direction of Travel
13%	14.5% (Above NW average)	12%	19%		

Data Commentary:

The new substance misuse service, provided by CRI commenced on 1st February.

January 2013 figures for comparison:

- NW=15.9%
- All England=14.7%
- St Helens=15.0%

Performance Commentary:

Latest data is rolling 12 months to January 2013. In spite of the low number of discharges in the last quarter of 2011/12 (handover to new Service Provider), the percentage is on target. The number of successful completions is 120/637 (19%). This compares to January 2012 where the rate was 14%

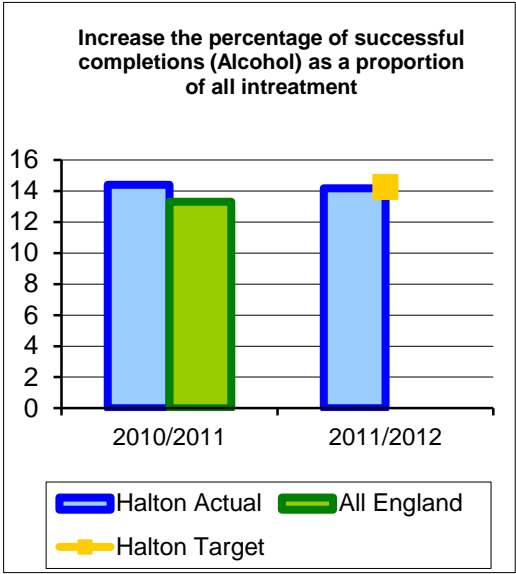
Summary of Key activities taken or planned to improve performance:

The factors that have contributed to the improving stats are:

- The introduction of the Foundations of Recovery
- The new style strength based assessment and recovery planning process
- Routes out of treatment being as much of a priority as routes in
- The introduction of counsellors
- Visible recovery on site via: peer mentors, recovery champions, recovery events
- Breaking Free online (CBT self managed modular programme)
- Improved internal communication systems
- Improved case management

¹ SCS / SH7a is also replicated under Healthy Halton as SCS / HH 11a
Safer Halton SCS Mid-Year Progress Report 2012/13

SCS SH7^{2b} / Increase the percentage of successful completions (Alcohol) as a proportion of all in treatment (over 18)

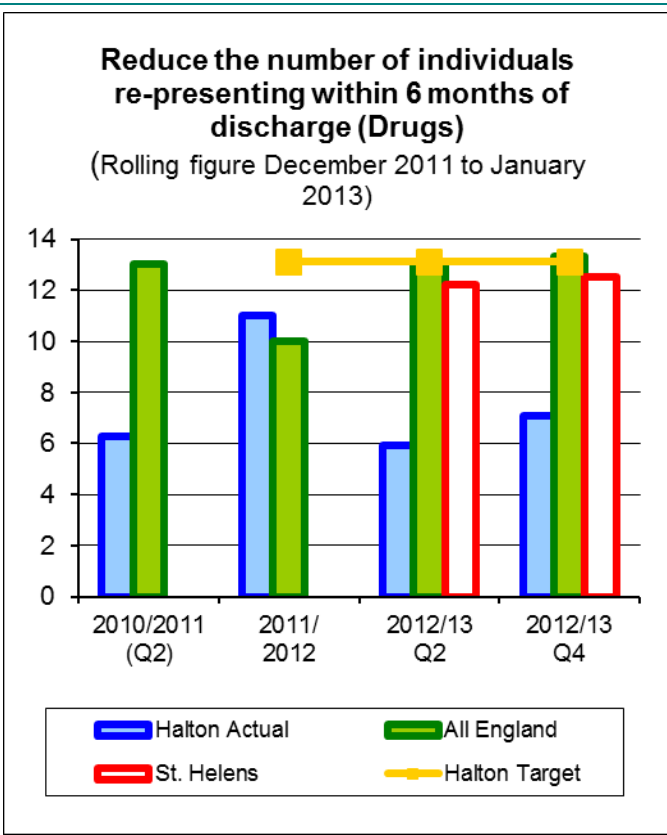
 <p>Increase the percentage of successful completions (Alcohol) as a proportion of all in-treatment</p>	2011/12 Actual	2012/13 Target	2012/13 Qtr 2	2012/13 Qtr 4	Current Progress	Direction of Travel
<p>16 14 12 10 8 6 4 2 0</p> <p>2010/2011 2011/2012</p> <p>Halton Actual All England Halton Target</p>	New measure	Baseline to be established in 2012/13	Refer to comment	Refer to comment	Placeholder 2012/13	New Measure
Data Commentary:						
<p>The aim of this service is to increase the % of successful completions as a proportion of all people in treatment for an alcohol addiction. It is a measure of how successful the Tier 3 Community Service is, in treating alcohol dependency and ensuring that the in-treatment population does not remain static.</p>						
Performance Commentary:						
<p>This new service will be established in 2012/13. Targets will then be set following the collection of data in year 2012/13 and a baseline established.</p>						

Summary of Key activities taken or planned to improve performance:

Data is not yet available in this format, however work is underway to develop data sets in line with local and National Treatment Agency requirements.

² SCS / SH7b is also replicated under Healthy Halton as SCS / HH 11b.
Safer Halton SCS Mid-Year Progress Report 2012/13

SCS / SH8a Reduce the number of individuals re-presenting within 6 months of discharge (Drugs) [New Measure]



2011/12 Actual	2012/13 Target	2012/13 Qtr 2	2012/13 Qtr 4	Current Progress	Direction of Travel
11%	13.1%	5.9%	7.1%	✓	↑

Data Commentary:

Re-presentations indicate the number of clients who have successfully completed treatment who have re-presented for treatment within six months.

Lower percentage = better performance

Performance Commentary:

Latest data is rolling 12 months to January 2013. 1/16 Problem Drug User opiates (PDU) and only 2/26 non PDU represented during this period, making 3/42 (7.1%) in total. Due to the low numbers involved, a decrease of one in the overall total would result in the percentage figure decreasing from 7.1% to 4.8%.

Comparison figures for January 2013

St Helens: 12.5%
All England: 13.3%

Summary of Key activities taken or planned to improve performance:

The factors that have contributed to the improving stats are:

- The introduction of the Foundations of Recovery
- The new style strength based assessment and recovery planning process
- Routes out of treatment being as much of a priority as routes in
- The introduction of counsellors
- Visible recovery on site via: peer mentors, recovery champions, recovery events
- Breaking Free online (CBT self-managed modular programme)
- Improved internal communication systems
- Improved case management

SCS / SH8b Reduce the number of individuals re-presenting within 6 months of discharge (Alcohol) [New Measure]

	2011/12 Actual	2012/13 Target	2012/13 Qtr 2	2012/13 Qtr 4	Current Progress	Direction of Travel
Placeholder 2012/13	New measure	Target to be set once baseline established	Refer to comment	Refer to comment	Refer to comment	Refer to comment

Data Commentary:

Re-presentations indicates the number of clients who have successfully completed treatment who have re-presented for treatment within six months.

This provides an indication of the numbers of individuals who have left treatment and are managing to sustain their recovery in the longer term.

Performance Commentary:

Data is not yet available in this format, however work is underway to develop data sets in line with local and National Treatment Agency requirements

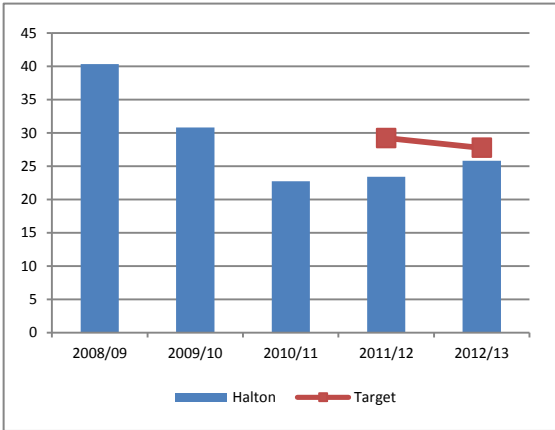
No comparative data available for 11/12 as this is a new measure.

Summary of Key activities taken or planned to improve performance:

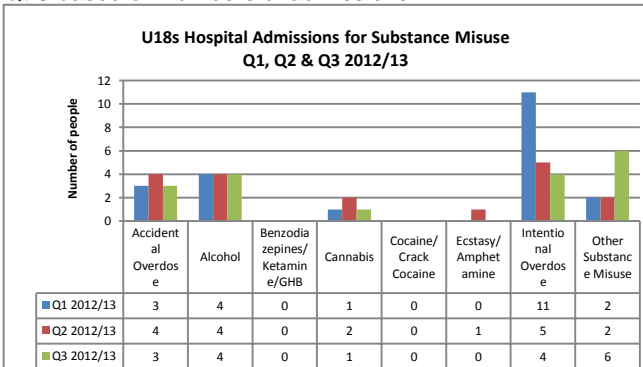
Work continues with CRI to develop optimal Alcohol pathways which will encourage safe discharge and robust aftercare, in order to maintain treatment gains and avoid repeat admissions.

Work has begun in relation to linking the Community Service CRI into the Whiston Alcohol Nursing Scheme in order to identify people with high need who may represent at differing access points within the treatment system.

SCS / SH9 Reduce the rate of young people (0-18) admitted to hospital due to substance misuse (will include alcohol)



Please note 2012/13 data in chart contains only Qtr1, Qtr2 & Qtr3 based on numbers of admissions.



2011/12 Actual	2012/13 Target	2012/13 Qtr 2	2012/13 Qtr 4	Current Progress	Direction of Travel
23.4	27.7	11.66 mid-year Q2	19.9 Q3 Position		N/A

Data Commentary:

Please note there have been some changes to data source over the past two years. This data measures the number of hospital admissions for 0-16 year olds where substance misuse is coded as a reason for admission per 10,000 0-18 year olds. The target represents a year on year reduction of 5%.

Data given above details the Q3 position, however as this measure is cumulative the chart shows the forecast position should numbers remain stable for the full year.

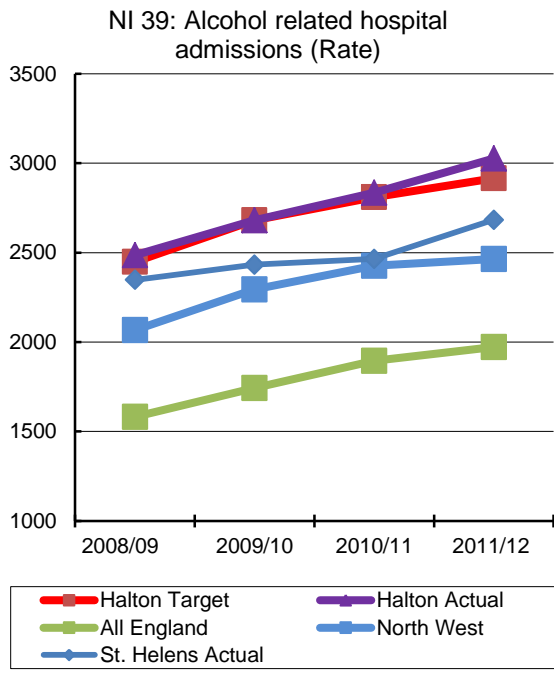
Performance Commentary:

Halton continues to reduce the number of 0-18yr olds being admitted to hospital for substance misuse and is forecasted to be below the target rate of 27.3 in 2012/2013. Current data available is for quarter 3 2012/13 and the full year data, will be available in June 2013.

Summary of Key activities taken or planned to improve performance:

- Further embed referral processes and working relationships with A & E and acute wards within surrounding hospitals.
- Ensured 100% of workers, volunteers, and young leaders directly working in drug and alcohol services are working towards Drug and Alcohol National Occupational Standards (DANOS) through service provide contract monitoring processes and the IYSS workforce development plan.
- Promoted Provision within Community Centres, Locality Teams, Children Centres, GP surgeries and further establish referrals/screening systems into universal, targeted and specialist provision.
- Used the VRMZ outreach bus and street based teams in hotspot areas on Friday and Saturday nights to provide young people with information and advice reducing substance misuse. Further embed referral processes and working relationships with A & E and acute wards within surrounding hospitals.

SCS SH10³ / Reduce Alcohol related hospital admissions (NI 39)



2011/12 Actual	2012/13 Target	2012/13 Qtr 2	2012/13 Qtr 4	Current Progress	Direction of Travel
2837*	3027	1311.4	At Jan 13 2200.0		

Data Commentary:

This indicator measures the cumulative rate of alcohol related hospital admissions per 100,000 population using Hospital Episode Statistics. The verified LAPE performance data for 2011/12 is now included in the table above.

*Please note that the 2011/12 alcohol related admission rate has been recalculated using the mid-2011 Census based population estimates. This means that the 2011/12 actual rate is now lower than previously thought, as the 2011 Census showed the Halton population to be higher than had been previously estimated.

Local Data can be utilised as an interim measure. Q2 is an actual to September 2012 and Q4 is an actual to January 2013, as final 2012/13 data is not yet available.

Performance Commentary:

- Comments on alcohol admissions (All fractions):
- At the end of Jan 2013, the Alcohol Attributable Admission rate (2200) was lower than at the same time the previous year(2277), 2011/12
 - Also, at the end of Jan 2013, the Wholly Attributable Admission rate (729.1) was lower than at the same time the previous year (832.6), 2011/12

Summary of Key activities taken or planned to improve performance:

1. Strategic

A revised Halton Local Alcohol Strategy is under development following the release of the National Alcohol Strategy in 2012 and further consultation is needed with key stakeholders to agree priority work streams. An Alcohol action plan has been developed to achieve key outcomes in the next 2 years.

Alcohol Harm Reduction has been agreed as a priority by the Halton Health & Wellbeing Board.

³ SCS / SH10 is also replicated under Healthy Halton as SCS / HH 1

2. Contract transition

All contracts which aim to reduce alcohol harm have transferred to Public Health in Halton Borough Council as part of the Public Health Transition from 1st April 2013. All contracts will be reviewed as part of an on-going review process following transition.

3. Alcohol Liaison Nursing Service at Whiston and Warrington Hospitals

The Alcohol Liaison Nursing Service developed at Whiston Hospital during 2012 continues to operate (funded until September 2014).


The Alcohol Nursing Service continues to operate at Warrington Hospital and work is underway to ensure that there are streamlined pathways into the Community Treatment Service in Halton (CRI). The cost of the Service is being met by both NHS Warrington and NHS Halton & St Helens.

4. Alcoholic Liver Disease

Work is underway to explore actions which could assist with prevention in relation to alcoholic liver disease.

5. **Robust Health Assessments** are being carried out by the Community Alcohol Provider for Service Users (including Criminal Justice clients) who attend for treatment. This includes identifying dental issues and smoking cessation.

SCS / SH11 Reduce the re-offending rates of repeat offenders (RO's in the Navigate IOM scheme) (Formerly NI 30)

	2011/12 Actual	2012/13 Target	2012/13 Qtr 2	2012/13 Qtr 4	Current Progress	Direction of Travel
Placeholder measure in 2011/12	PPO: 77.13% reduction. RO: 36.73% reduction. Shift in offence type	To maintain and reduce offending rates for PPO's and RO's from the 2011/12 Baseline PPO: 40% reduction. RO: 4% reduction	PPO: 85.2% reduction. RO: 66.38% (Qtr 1 2012/13)	PPO 77.78% reduction RO 27.93% reduction		NA

Data Commentary:

Data is only available from Cheshire Constabulary data delivery team.

Performance Commentary:

The figures for Quarter 4 are at 25 March 2013. There is no comparable data for last year as the way the measure is recorded has changed and is new this year.

However, performance is showing a reduction in re-offending for PPO offenders and for Repeat Offenders.

Summary of Key activities taken or planned to improve performance:
Student Social worker

Chris Nisbet - Settled in very well and is working with CRI Peer mentoring scheme and now manages 3 of our cohort and will ultimately be managing 4 within the next number of weeks. Working on:-

Citizens Advice Bureau (debt management)

Property pool plus

Worked operation stay safe.

Tasking Vehicle

Now up and running looking at predominantly ASB however works across all strands of the partnership unit including ASB. Any visits required by the IOM team for passing attention to specific areas can be tasked to this vehicle, Running fortnightly/Monthly.

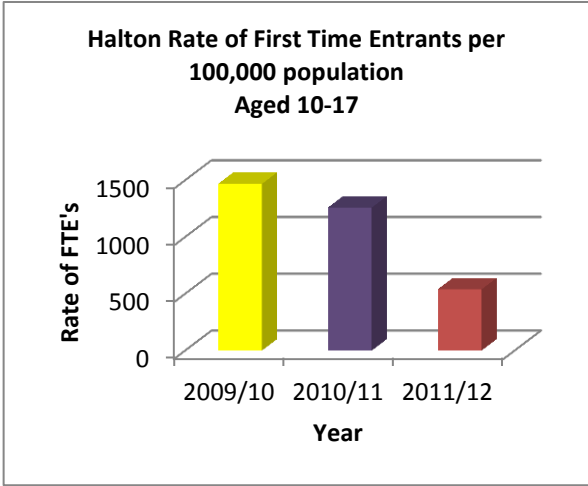


Shaw Trust (Development officer)

The Shaw Trust has bases both in Runcorn and Widnes. It is an organisation that offers education and training and introductions to employers. The Shaw trust offer a small cash incentive to attend the education and are also in a position to offer bursary funding. They also offer "energiser" activities including Laser Quest, Bowling, Cinema Visits, Go Karting, Paintballing and Ice skating.

The scheme is aimed mainly at 16 to 18 year olds but can work with older age groups where learning difficulties and or disabilities can be evidenced.

Referrals' are made through the Job Centre.

SCS / SH12 Reduce the number of first time entrants to the Youth Justice System (formerly NI111). This is Q2

 <p>Halton Rate of First Time Entrants per 100,000 population Aged 10-17</p>	2011/12 Actual	2012/13 Target	2012/13 Qtr 2	2012/13 Qtr 4	Current Progress	Direction of Travel
	64	64	32	86		
<p>Data Commentary:</p>						
<p>From April 2011 this measure will be reported by Police National Computer (PNC) to Ministry of Justice (MoJ) who will publish the figures. Official Police National Computer First Time Entrants figures are published quarterly on a 12 month rolling process and will always be 6 months behind. These figures will be reported when available including the rate per 1,000 aged 10-17 local population. Therefore the figure shown as Q4 2012/13 is locally held data and not official PNC.</p>						

Performance Commentary:

Juveniles are mapped to individual local authority areas using their home address or post code recorded on the Police National Computer. Current performance is 12 months rolling as of March 2012. From 2009/10 FTE's have reduced by 64%

The FTE rate is taken from the Office for National Statistics mid-year population estimates and using the rate per 100,000 aged 10-17 year olds.

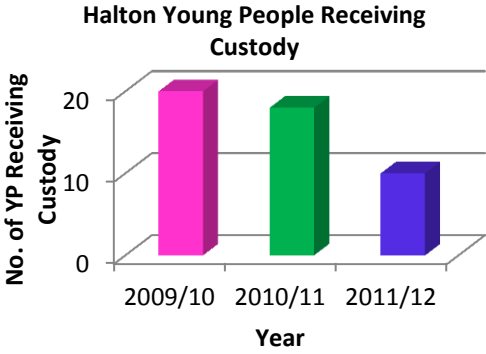
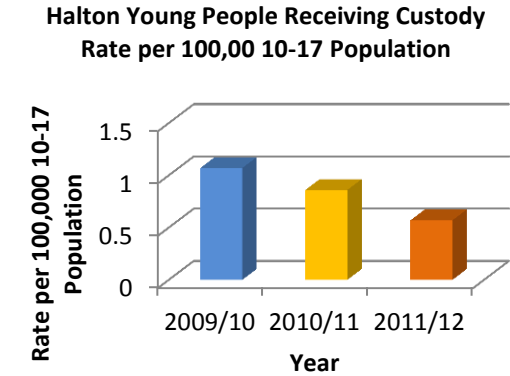


Summary of Key activities taken or planned to improve performance:

In Halton, the Diversion Project is a scheme provided by Halton & Warrington Youth Offending Team. It was developed in 2008 and is currently funded by the Department of Health. The project consists of two Diversion Workers, one with a Social Care background and the other a seconded CAMHS Advanced Nurse Practitioner. The CAMHS worker is a significant part of the scheme and is able to assess young people for Mental Health, Communication needs and where appropriate link them directly and swiftly into appropriate health services. The key aim of the project is to divert children and young people with specific health needs or learning difficulties away from the Youth Justice System, by providing appropriate and professional support at the earliest stage. The referrals for this scheme come directly from Cheshire Police and the scheme is currently available to all young people who are at risk of becoming first time entrants with future scope looking at providing such a process for children and young people who are already involved in the YJS. As part of the process, upon receiving a referral, one of the Diversion workers will undertake an assessment with the young person which will identify any concerns and further refer to the appropriate services and/or provide a package of support. Contact will also be made with any services including Children's Social Care to establish any further information and also make agencies aware that the child or young person is currently under the Diversion scheme. A full comprehensive feedback form is then provided to Cheshire Police ahead of the child or young person answering bail with a view that any identified concerns or difficulties will be taken into consideration by the Police with the matter potentially having no further action taken (NFA) and

the young person diverted away from the YJS. Halton & Warrington Youth Offending Team are also provided with a fortnightly report from Cheshire Police of all children and young people who have received a Police Restorative Justice disposal. In similarity to the diversion scheme all children & young people who have received an RJ disposal will be offered a Diversion assessment and further intervention and support if the assessment identifies a need.

Halton & Warrington YOT's Diversion Scheme was one of 6 pilot areas. The University of Liverpool evaluated the scheme across the 6 pilot areas between 2008-2011 using control sites. Following the completion of the evaluation report in 2011 HWYOT became one of 37 pathfinder sites. Due to the previous limited findings HWYOT are now in the process of undertaking our own local reports on performance and reporting into HWYOT Management Board.

SCS / SH13 Use of Custody (New Measure)

 <p>Halton Young People Receiving Custody</p>	2011/12 Actual	2012/13 Target	2012/13 Qtr 2	2012/13 Qtr 4	Current Progress	Direction of Travel
 <p>Halton Young People Receiving Custody Rate per 100,00 10-17 Population</p>	10	10	4	1		
<p>This is a new measure for 2011/12 established to look at the number of young people sentenced to custody as a figure and also represented as a rate per 1,000 aged 10-17.</p> <p>For Q4 we have seen only 1 young person from Halton sentenced to a custody disposal. Therefore current progress and direction of travel are both positive.</p>						

Performance Commentary:

The number of young people sentenced to custody has dropped by 50% between 2009/10 and 2011/12 from 20 to 10 young people. The YOT has introduced a number of internal measures to help with the reduction. These are outlined in the section below.

HWYOT submits data as a whole service that covers Halton & Warrington, therefore the rate per 100,000 10-17 population covers both local authority areas.

Summary of Key activities taken or planned to improve performance:

The YOS have the following in place:-

- All court Pre-Sentence Reports/Breach Reports (PSR/BRs) are gate-kept by an Operational Manager or Senior Practitioner
- The YOS will not recommend a custodial sentence to the Court in a PSR/BR but will always propose a Community Order, including requesting an Intensive Supervision and Surveillance (ISS) Requirement as a direct alternative to custody.
- An Operational Manager will review all cases where a young person receives a custodial outcome to ensure all options have been considered to avoid incarceration.
- The YOS introduced their 'Compliance Procedures' in November 2011 which has introduced a number of measures (including a Pre-Breach Meeting chaired by a Manager) to try ensure that the young person does not breach their Order/Licence.

SCS / SH14 Reduce the proportion of individuals within the Navigate cohort who's offending is substance misuse related. (Placeholder New Measure)

	2011/12 Actual	2012/13 Target	2012/13 Qtr 2	2012/13 Qtr 4	Current Progress	Direction of Travel
Placeholder 2012/13	New measure	Target to be set once baseline established	Refer to comment		New Measure	N/A

Data Commentary:

To reduce the proportion of individuals within the Navigate cohort who continue to demonstrate offending behaviour related their substance misuse. The Police and Drug Team are working together to reduce individuals' drug use which in turn will contribute towards a reduction in their re-offending.

I understand that data in relation to early intervention is provided by CRI.

Performance Commentary:

The current Strategic Navigate Report includes data for those on the Scheme where offending is influenced by substance misuse. However, it does not capture specific data in relation to a reduction in offending because drug use has reduced or ceased.

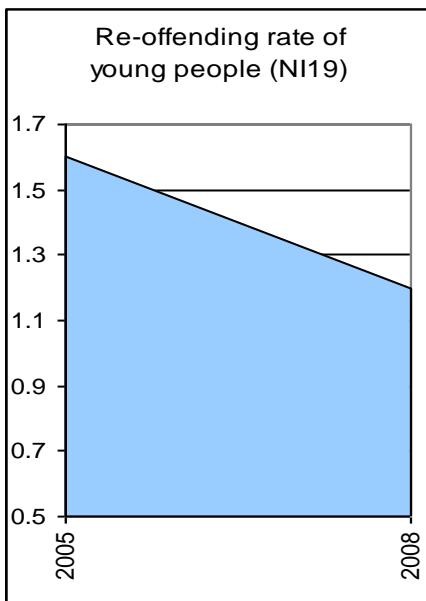
Summary of Key activities taken or planned to improve performance:

There is no change since the last report in that offenders on the Scheme are referred as appropriate to drug services within Ashley House which includes group and one to one intervention. Navigate staff work closely with colleagues there to ensure there is timely assessment, treatment and regular update on progress to ensure individual needs are met and any deterioration is identified and acted upon so that offending behaviour does not escalate.

The Early Intervention Scheme is now used to identify offenders whose behaviour does not yet meet the threshold for entry as a PPO or Repeat Offender and offer them a brief intervention to address their behaviour before it deteriorates and/or monitor them.

There are a number of the current Navigate cohort who are in sustained drug treatment and a number who access treatment for short periods. It is the aim of Navigate operational staff in partnership with CRI to motivate those whose drug use is an influence in their offending to engage. Where appropriate the use of Licence Conditions and Court Orders are used to formalise treatment and enforcement measures taken for non-compliance.

SCS / SH15 Reduce the re-offending rate of young offenders (Formerly NI 19)



2011/12 Actual	2012/13 Target	2012/13 Qtr 2	2012/13 Qtr 4	Current Progress	Direction of Travel
New measure	Baseline to be established	Refer to comment		New Measure	N/A

Data Commentary:

The YOT have now ceased reporting on the old NI19 – Reoffending Rate of Young Offenders. From April 2011, a new unified reoffending measure will be reported to the Ministry of Justice directly from Police National Computer data.

In its place the YOT aim's to work closely with young people on the Integrated Offender Management (IOM) scheme to reduce the rate of re-offences.

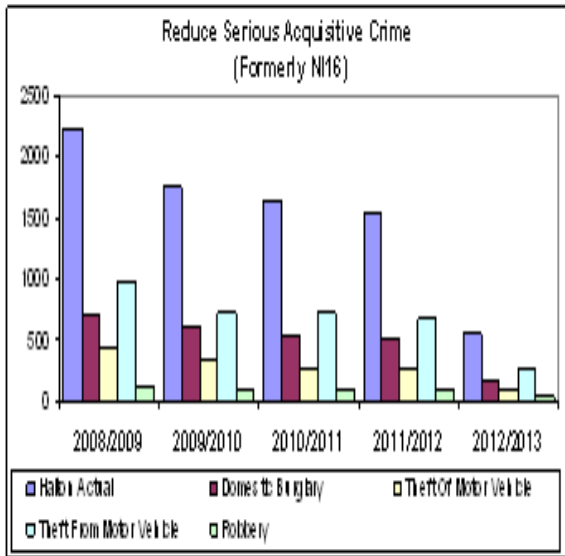
Performance Commentary:

Rate of proven re-offending by young offenders in IOM cohort to be agreed with the Safer Halton Partnership once a baseline is established. The YOT will track people who entered the Integrated Offender Management (IOM) cohort between January 1st to March 31st 2011 to measure re-offending rates including frequency and seriousness 12 months prior to nomination.

Summary of Key activities taken or planned to improve performance:

Discussions are on-going with the Youth Offending Team and Navigate IOM scheme to monitor and report on reoffending rates of repeat offenders, which will now encompass young people, given that data is now sourced from the Police National Computer.

SCS / SH16 Reduce serious acquisitive crime (Formally NI16)



* 2012/13 volume provided within chart above is for the 6 month period April to September 2012 period only.

2011/12 Actual	2012/13 Target	2012/13 Qtr 2	2012/13 Qtr 4	Current Progress	Direction of Travel
1548 (13.10 rate per 1,000)	1652 (14.00 rate per 1000)	559 (4.81 rate per 1000)	1400 (rate 11.84 per 1,000)		

Data Commentary:

This measure covers the following acquisitive crime rates;

- Domestic burglary
- Theft of motor vehicle
- Theft from motor vehicle
- Robbery (personal and business)

It is calculated as follows:

Number of recorded serious acquisitive crimes/total population x 1,000

Performance Commentary:

The cumulative figure per 1,000 population for Halton is 11.84 for the period April 2012 to March 2013 which equates to 1400 incidents of which; 839 incidents were in Widnes and 561 in Runcorn. During Q4 (Jan 13 to Mar 13) there have been 323 incidents of Serious acquisitive crime recorded, of which 137 incidents were in Runcorn and 186 were in Widnes. The serious crime rate has reduced steadily over the year compared to the same time last year.

Summary of Key activities taken or planned to improve performance:

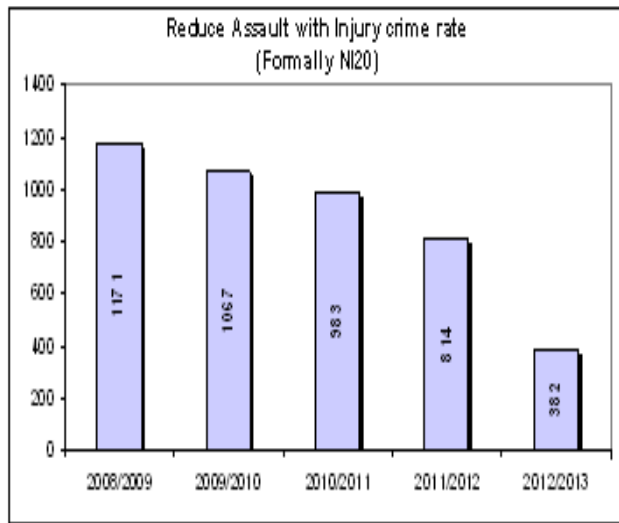
Partnership Task & Coordination continues to work in a focused way with the partnership Inspector and key partner agencies rotating the chair. The group continues to target the emerging trends and seasonal patterns to address hot spots in the area. During this quarter the main thrust has been to address a handful of problem profiles identified by the police and partner agencies. These profiles are discussed in detail and actions agreed by all parties recorded and reported back upon until the problem has been solved or dissipated. The profiles provide visibility and audit trails and document any potential spending allocated to a profile.

Q2 info

Business Robbery: A trend is emerging with 8 business robberies in Halton since mid-August. Premises have been contacted and joint visits by Phil Buckley and Environmental Health HBC (Health & Safety legislation / powers) are being carried out. An extensive briefing document has also been compiled by Phil and T/DCI Blackwell has been informed of activities and measures to prevent lone working and work by NPU's to enhance PCSO cover during vulnerable times at vulnerable locations.

SCS / SH17

Reduce Assault with Injury crime rate (Formerly NI 20) New Revised Measure (Q2 info)



* 2012/13 volume provided within chart above is for the 6 month period April to September 2012 period only.

2011/12 Actual	2012/13 Target	2012/13 Qtr 2	2012/13 Qtr 4	Current Progress	Direction of Travel
814 (6.48 Rate per 1,000)	1074	382 (3.2 rate per 1000)			

Data Commentary:

This is the number of 'assaults with injury' (including racially and religiously aggravated) offences per 1,000 population as a proxy for alcohol related violent offences. **We do not include inflicting grievous bodily harm or malicious wounding (including racially and religiously aggravated)*

The APACS indicator: SPI 5.3 Assaults with less serious injury rate is no longer recorded. Population adjusted and rates restated for 2011/12

Performance Commentary:

During April to September 2012 a total of 382 Assault with Injury Crimes were recorded to Cheshire Constabulary from the Halton Area equating to a 5.7% reduction when compared to the same period during the previous year (405 to 382).

Projected year end estimated volumes equate to 764 crimes based on current half year count, therefore, we are likely to achieve the 2012/13 target as provided above.

Summary of Key activities taken or planned to improve performance:

Alcohol licensing enforcement and related wider partnership activity continues to develop and has recently been renamed the Alcohol Harm Reduction Group in recognition of the greater role that Health have to play in this area.

The team is starting to develop more activities around harm prevention and make greater use of prevention referrals that are "upstream" of the offences in order to deal with root cause issues.

The borough's licensing team has been in place since 2008 and consists of both police and civilian licensing officers with linked PCSOs from the two local Neighbourhood Policing Teams. The co-located team has a close working relationship with the local legal department and licensing committee. The team have regular meetings with key partners to collectively address problem premises and improve working practices. The team reports monthly to the alcohol harm reduction group which is a multi-agency group. The focus of alcohol related enforcement activity is aimed towards the night time economy, and targeting multi agency activity towards limiting the alcohol supply to young and vulnerable children.